



# MONTHLY FINANCIAL REPORT

**June-2021**

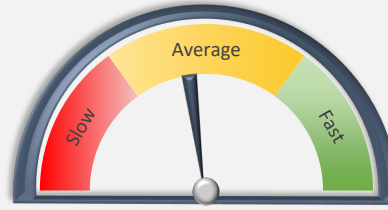
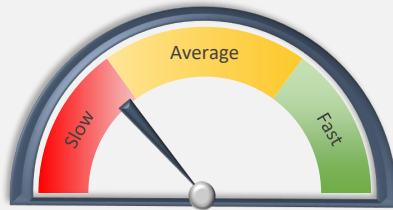
Your Company Name

**Argent Accounting, Inc.**  
131 Franklin Plaza, Suite 334  
Franklin, NC 28734  
[www.ArgentAccounting.com](http://www.ArgentAccounting.com)

# Your Company Name

## June Financial Report

High-



-Full

-AVG

-Empty



### Payroll Leverage

**18%**

YTD 16%  
Prior YTD 20%

### Net Income

**\$9,041**

YTD \$57,609  
Prior YTD (\$42,630)

### NOI Percentage

**21%**

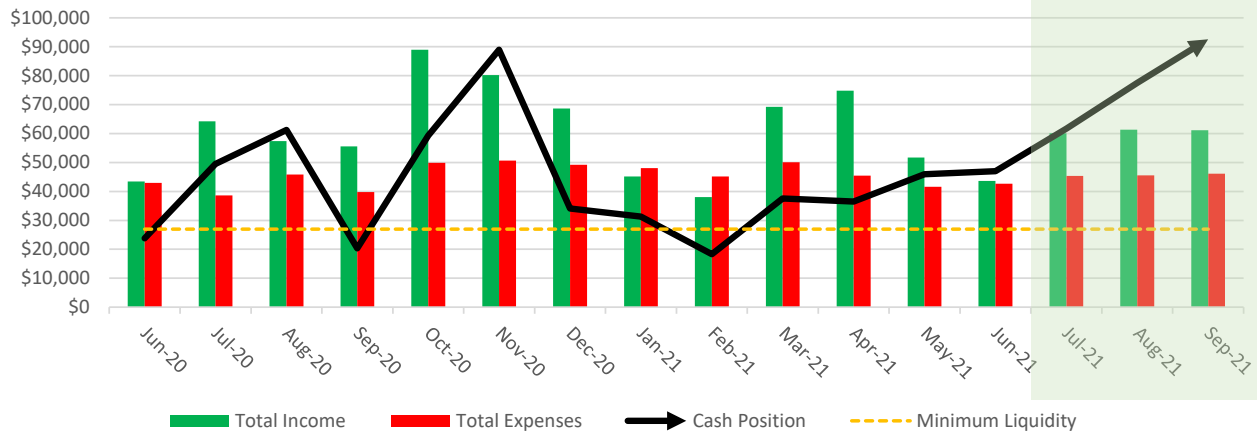
YTD 14%  
Prior YTD -9%

### Cash Position

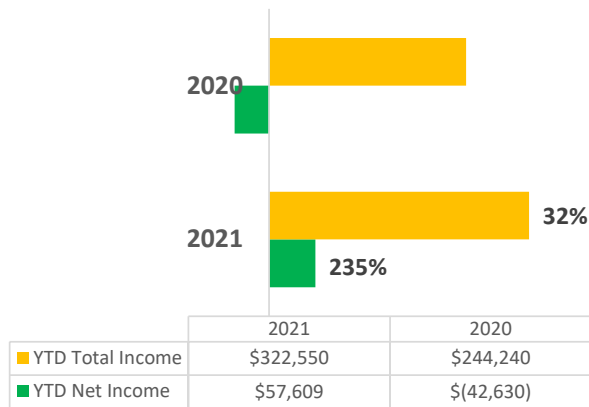
**\$47,042**

Last Month \$45,897  
% Change 2%

## Financial Performance



### YTD VS Prior YTD



### P & L Drivers

Item	Jun 2021	Monthly AVG	Over/Under
Materials Costs	\$ 1,070	\$ 4,594	\$ (3,524)
Office Supplies & Software	\$ 3,000	\$ 327	\$ 2,673
Rent & Lease	\$ 4,098	\$ 1,691	\$ 2,407
Insurance	\$ 3,583	\$ 4,475	\$ (892)
Payroll Expenses	\$ -	\$ 720	\$ (720)

### The Race to Tax Season



Forecasted Net Income 2021

**\$151,688**

Forecasted Tax Impact 2021

**High**

★=Tax Planning

Powered By

